



FY2023
Town of Emmitsburg
Proposed Budget

(Presentation May 16, 2022)

Town of Emmitsburg


FY23 Budget

Table of Contents

Page		
3.....	Fund 1	General Fund Dept Summary
5-6.....	Fund 1	General Fund Revenues
8.....	Dept 10	Legislative & Executive
9.....	Dept 12	Planning & Zoning
10.....	Dept 13	Financial
11.....	Dept 15	Buildings
12.....	Dept 20–22	Public Safety
13.....	Dept 30	Public Works Streets
14.....	Dept 31	Refuse
15.....	Dept 60	Parks
16.....	Dept 70 & 75	Debt Service & Interfund Transfer
18-19.....	Fund 2	Capital Projects
22.....	Fund 4 & 5	Business Fund Dept Summary
24-25.....	Dept 40	Water
27-28.....	Dept 50	Sewer
30-32.....	Fund 4 & 5	Water & Sewer Capital Improvement Program
33.....	Fund 4 & 5	Growth Projections




FY2023
General Fund
Budget



FY2023
General Fund
Summary

Dept	General Fund Title	FY22 Bud	FY23 Bud	Change	% Change
01	Taxes	1,014,850	1,117,000	102,150	10%
02	Licenses & Permits	39,000	42,500	3,500	9%
04	State Rev	143,512	155,771	12,259	9%
05	County Rev	426,617	428,331	1,714	0%
06	Service Charges	232,800	255,933	23,133	10%
07	Misc Rev	50,307	53,682	3,375	7%
	Total Revenues	1,907,086	2,053,217	146,131	8%
10	Legislative	137,192	140,069	2,877	2%
12	Planning	169,411	190,959	21,548	13%
13	Financial	199,070	209,332	10,262	5%
15	Buildings	132,488	138,726	6,238	5%
20	Police	302,822	276,180	(26,642)	-9%
21	Fire & Rescue	6,000	6,000	0	0%
22	Public Safety	13,300	15,200	1,900	14%
30	Streets	437,677	482,533	44,856	10%
31	Refuse	156,325	156,435	110	0%
60	Parks	224,371	265,433	41,062	18%
70	Debt Service	0	0	0	0%
75	Interfund Transfers	128,430	172,350	43,920	34%
	Total Expenses	1,907,086	2,053,217	146,131	8%



FY2023
General Fund
Revenues

01 - Taxes

<u>Acct</u>	<u>Title</u>	<u>Act</u>	<u>Title</u>	<u>FY22 Budget</u>	<u>FY23 Budget</u>
4001	Real Estate Taxes Revenue (co)	999	General	680,000	735,000
4002	Personal Property Tax Revenue (tn)	999	General	55,000	50,000
4003	Public Utilities Pers Prop Tax (tn)	999	General	23,000	25,000
4004	Additions and Abatements, Prior years	999	General	100	250
4006	Penalties and Interest	999	General	5,000	5,000
4007	Discounts	999	General	(9,000)	(9,000)
4020	Local Income Taxes (st)	999	General	260,000	310,000
4031	Admissions/Admusements Tax (st)	999	General	750	750
01 - Taxes Totals				1,014,850	1,117,000

02 - Licenses & Permits

4041	Traders License	999	General	4,000	4,500
4046	Cable television franchise fees	999	General	35,000	38,000
02 - Lic & Perm Totals				39,000	42,500

04 - Intergovt - State

4201	State Highway Use Tax	999	General	126,436	138,439
4202	State Aid Police qtrlyEOQ	999	General	17,076	17,332
4203	Other State Grant Income	999	General	0	0
4204	POS Grant Income	999	General	0	0
04 - State Totals				143,512	155,771

05 - Intergovt - County


4301	County Tax Equity	999	General	426,617	428,331
05 - County Totals				426,617	428,331

06 - Service Charges

<u>Acct</u>	<u>Title</u>	<u>Act</u>	<u>Title</u>	<u>FY22 Budget</u>	<u>FY23 Budget</u>
4401	Zoning Permits/Review Fees	999	General	10,000	10,000
4403	Zoning Books, Maps, Fines	999	General	100	100
4421	Parking Meter Revenue	184	Parking Enforcement	12,000	12,000
4422	Fines - Parking & Code	184	Parking Enforcement	5,000	11,233
4431	Utility Charge	212	Tipping	57,000	58,000
4431	Utility Charge	213	Refuse Contract	135,000	136,000
4434	Late Fees	999	General	900	1,500
4451	Pool Memberships	191	Pool	500	1,500
4452	Pool Admissions	191	Pool	11,800	25,000
4453	Pool Other	191	Pool	500	600
06 - Serv Crgs Totals				232,800	255,933

07 - Misc Revenues

4500	Misc Revenue	123	Vending Machine	400	200
4500	Misc Revenue	150	Merchant Store	700	600
4500	Misc Revenue	999	General	2,000	2,000
4501	Interest	999	General	15,000	12,000
4502	Rents and concessions	106	Mtn Rental Properties	5,775	6,300
4502	Rents and concessions	107	UpCounty	24,200	29,100
4502	Rents and concessions	803	CREP Scott Rd Farm	1,782	1,782
4508	Park Pavilion	140	Resident	250	700
4508	Park Pavilion	141	Non-Resident	200	1,000
07 - Misc Rev Totals				50,307	53,682
				1,907,086	2,053,217



FY2023
General Fund
Expenses

10 - Legislative & Executive

<u>Acct</u>	<u>Title</u>	<u>FY22 Budget</u>	<u>FY23 Budget</u>
5001	Salaries Wages	62,821	63,819
5010	Salaries Overtime Wages	2,500	5,200
5101	Payroll Taxes FICA	2,142	2,142
5102	State Unemployment	1,220	1,120
5103	Worker's Compensation	598	707
5204	Employee Benefits Pension	2,338	2,616
5301	Office Supplies	700	750
5302	Computer -HW, SW, IT, supplies	2,415	1,945
5303	Postage, Shipping	400	400
5304	Communications	3,450	3,600
5306	Printing	2,200	2,200
5307	Dues, Mmbrshps, Lcnscs, Subsc, Fees	8,050	8,050
5308	Insurance, Liab & Property	7,725	4,220
5311	Advertising	1,250	1,880
5315	Admin rentals, leases	525	525
5401	Education Confs Workshops Materials	5,013	6,595
5402	Travel and Expenses	2,840	5,450
5501	Legal Fees	9,000	9,500
5505	Contractual	3,525	3,650
6100	Other Expenses	5,255	5,975
6600	Capital Outlay	600	2,400
6901	Special Events/Program Costs	12,125	6,825
6902	Donations	500	500
		137,192	140,069

12 - Planning & Zoning

<u>Acct</u>	<u>Title</u>	<u>FY22 Budget</u>	<u>FY23 Budget</u>
5001	Salaries Wages	117,497	126,440
5010	Overtime Wages	750	300
5101	Payroll Taxes FICA	5,750	6,210
5102	State Unemployment	366	340
5103	Worker's Compensation	1,606	2,050
5201	Employee Benefits Health/Dental/Life	565	601
5204	Employee Benefits Pension	6,277	7,583
5301	Office Supplies	1,000	1,200
5302	Computer -HW, SW, IT, supplies	3,082	3,650
5303	Postage, Shipping	1,000	500
5304	Communications	1,200	1,200
5306	Printing	1,000	750
5307	Dues, Mmbrshps, Lcnses, Subsc, Fees	550	1,050
5308	Insurance, Liab & Property	500	635
5311	Advertising	2,000	1,000
5315	Admin rentals, leases	525	525
5401	Education Confs Workshops Materials	768	500
5402	Travel and Expenses	500	750
5501	Legal Fees	17,000	30,000
5505	Contractual	5,800	3,650
6100	Other Expenses	825	1,175
6160	Vehicle Expense	350	350
6600	Capital Outlay	500	500
		169,411	190,959

13 - Financial

<u>Acct</u>	<u>Title</u>	<u>FY22 Budget</u>	<u>FY23 Budget</u>
5001	Salaries Wages	90,115	92,562
5010	Overtime Wages	150	300
5101	Payroll Taxes FICA	9,442	10,089
5102	State Unemployment	732	680
5103	Worker's Compensation	2,623	3,330
5201	Employee Benefits Health/Dental/Life	38,862	40,232
5204	Employee Benefits Pension	10,253	12,319
5301	Office Supplies	2,500	2,200
5302	Computer -HW, SW, IT, supplies	2,950	2,925
5303	Postage, Shipping	500	500
5304	Communications	2,400	3,200
5307	Dues, Mmbrshps, Lcnses, Subsc, Fees	250	250
5308	Insurance	0	370
5310	Bad Debt Expense	10,000	10,000
5315	Admin rentals, leases	525	525
5401	Education Confs Workshops Materials	1,268	700
5402	Travel and Expenses	400	300
5501	Legal Fees	250	250
5502	Accounting Auditing Fees	13,800	15,000
5505	Contractual	2,650	2,700
5512	Payroll Processing	5,200	6,000
6100	Other Expenses	4,200	4,900
		199,070	209,332

15 - Buildings

<u>Acct</u>	<u>Title</u>	<u>FY22 Budget</u>	<u>FY23 Budget</u>
5001	Salaries Wages	47,869	51,390
5010	Overtime Wages	850	500
5101	Payroll Taxes FICA	4,184	4,441
5102	State Unemployment	366	340
5103	Worker's Compensation	1,113	1,408
5201	Employee Benefits Health/Dental/Life	8,028	8,532
5204	Employee Benefits Pension	4,353	5,210
5301	Office Supplies	150	150
5302	Computer -HW, SW, IT, supplies	1,680	1,560
5304	Communications	1,500	1,400
5308	Insurance	0	185
5311	Advertising	500	375
5505	Contractual	2,025	2,150
5522	Electric	6,695	6,460
5523	Natural Gas	2,000	2,000
5524	Oil Propane	1,500	6,000
6100	Other Expenses	3,900	3,900
6110	Operating Supplies	2,850	2,850
6160	Vehicle Expense	1,500	3,000
6200	Repairs and Maintenance	40,425	35,875
6600	Capital Outlay	1,000	1,000
		132,488	138,726

20 - Public Safety Police

<u>Acct</u>	<u>Title</u>	<u>FY22 Budget</u>	<u>FY23 Budget</u>
5301	Office Supplies	200	200
5302	Computer -HW, SW, IT, supplies	250	250
5304	Communications	2,100	2,100
5505	Contractual	298,022	271,470
5523	Natural Gas	450	560
6100	Other Expenses	250	250
6200	Repairs and Maintenance	1,050	1,100
6600	Capital Outlay	500	250
		<hr/>	<hr/>
		302,822	276,180

21 - Public Safety Fire & Rescue

<u>Acct</u>	<u>Title</u>	<u>FY22 Budget</u>	<u>FY23 Budget</u>
6902	Donations	6,000	6,000
		<hr/>	<hr/>

22 - Other Public Safety

<u>Acct</u>	<u>Title</u>	<u>FY22 Budget</u>	<u>FY23 Budget</u>
6100	Other Expenses	6,900	2,000
6200	Repairs and Maintenance	6,400	13,200
		<hr/>	<hr/>
		13,300	15,200

30 - Public Works Streets

<u>Acct</u>	<u>Title</u>	<u>FY22 Budget</u>	<u>FY23 Budget</u>
5001	Salaries Wages	173,957	198,348
5010	Overtime Wages	13,900	10,000
5101	Payroll Taxes FICA	15,708	17,180
5102	State Unemployment	1,098	1,020
5103	Worker's Compensation	4,125	5,248
5201	Employee Benefits Health/Dental/Life	48,347	51,186
5204	Employee Benefits Pension	16,127	19,416
5301	Office Supplies	500	500
5302	Computer -HW, SW, IT, supplies	1,910	1,790
5303	Postage, Shipping	250	150
5304	Communications	3,600	3,100
5307	Dues, Mmbrshps, Lenses, Subsc, Fees	150	190
5308	Insurance, Liab & Property	4,900	6,260
5311	Advertising	800	400
5315	Admin rentals, leases	525	525
5401	Education Confs Workshops Materials	550	350
5402	Travel and Expenses	700	300
5505	Contractual	19,500	23,445
5522	Electric	62,830	68,875
6100	Other Expenses	1,700	1,700
6110	Operating Supplies	11,100	13,900
6160	Vehicle Expense	20,750	23,000
6200	Repairs and Maintenance	4,150	5,150
6220	Street Lights Upkeep	30,000	30,000
6600	Capital Outlay	500	500
		<hr/>	<hr/>
		437,677	482,533
		<hr/>	<hr/>

31 - Refuse

<u>Acct</u>	<u>Title</u>	<u>FY22 Budget</u>	<u>FY23 Budget</u>
5010	Overtime Wages	4,100	4,500
5302	Computer -HW, SW, IT, supplies	735	735
5303	Postage, Shipping	1,100	1,100
5306	Printing	100	100
5505	Contractual	149,890	149,600
6100	Other Expenses	100	100
6110	Operating Supplies	300	300
		<hr/>	<hr/>
		156,325	156,435

60 - Parks

<u>Acct</u>	<u>Title</u>	<u>FY22 Budget</u>	<u>FY23 Budget</u>
5001	Salaries Wages	65,060	90,334
5010	Overtime Wages	2,500	2,900
5101	Payroll Taxes FICA	4,723	5,296
5102	State Unemployment	732	680
5103	Worker's Compensation	1,264	1,690
5201	Employee Benefits Health/Dental/Life	14,224	15,147
5204	Employee Benefits Pension	3,935	8,381
5301	Office Supplies	250	350
5302	Computer -HW, SW, IT, supplies	830	1,790
5303	Postage, Shipping	400	500
5304	Communications	1,950	3,000
5306	Printing	500	500
5308	Insurance, Liab & Property	5,110	6,415
5311	Advertising	1,350	350
5401	Education Confs Workshops Materials	368	100
5402	Travel and Expenses	600	600
5501	Legal Fees	500	500
5505	Contractual	76,000	77,225
5522	Electric	4,430	3,200
6100	Other Expenses	2,125	2,125
6110	Operating Supplies	5,365	5,850
6160	Vehicle Expense	2,300	2,700
6200	Repairs and Maintenance	20,750	24,750
6600	Capital Outlay	1,500	1,500
6901	Special Events/Program Costs	6,105	8,050
6902	Donations	1,500	1,500
		224,371	265,433


70 - Debt Service

<u>Acct</u>	<u>Title</u>	<u>FY22 Budget</u>	<u>FY23 Budget</u>
7003	State Principal	0	0
7004	State Interest	0	0
		<hr/>	<hr/>
		0	0

75 - Interfund Transfers

<u>Acct</u>	<u>Title</u>	<u>FY22 Budget</u>	<u>FY23 Budget</u>
7501	Transfers to CIP	128,430	*172,350

		<u>FY23 Budget</u>
10.999	Legislative - General	5,200
12.400	Planning - Storm Water Mgmt	50,000
12.999	Planning - General	(30,000)
15.102	Building - 300A South Seton Bldg Mgmt	15,000
15.104	Building - 22 East Main Street	5,000
15.107	Building - Upcounty	10,000
30.180	Streets - ADA Ramps	36,250
30.340	Streets - Vehicles	30,000
30.385	Streets - Curbs, Gutter, Sidewalks, Roads	50,400
30.612	Streets - Signs	3,500
30.901	Streets - Impact Fees	(12,000)
60.395	Parks - Bandstand	11,506
60.352	Parks - Rec Equip Upgrades	10,856
60.870	Parks - Town Match Reserve	(23,362)
60.999	Parks - General	10,000
		<hr/>
		172,350




FY2023
Capital Projects
Budget


Capital Projects		FY22	FY23	FY23
		Current Balance	Proposed Budget	Proposed Balance

Dept 10				
175	Small Business Grant	0		0
999	General	167	5,200	5,367
Dept 12 Planning & Zoning				
400	Storm Water Management	333,317	50,000	383,317
999	General	64,702	(30,000)	34,702
Dept 15 Buildings				
102	300A South Seton	15,133	15,000	30,133
104	Maint Offices - 22 E Main St	628	5,000	5,628
107	UpCounty	48,418	10,000	58,418
108	140 South Seton Ave	11,914		11,914
Dept 20 Public Safety Police				
330	Equipment	550		550
999	General	6,000		6,000
Dept 22 Other Public Safety				
313	Emergency Warning System	19,000		19,000
999	General	17,210		17,210
Dept 30 Public Works Streets				
180	ADA Ramps	(135,327)	36,250	(99,077)
184	Parking Enforcement	1,711		1,711
330	Equipment	32,857		32,857
340	Vehicles	137,588	30,000	167,588
370	Town Sq Maintenance - Beautification	5,065		5,065
371	Town Sq Design	1,595		1,595
372	Town Sq. Construction Drawings	23,300		23,300
373	Town Sq Reserved for Future	11,572		11,572
374	LED Upgrade	13,467		13,467
377	W Lincoln Ave	15,436		15,436
383	E Lincoln Ave Reserve for wide/electric 2004	18,858		18,858
385	Curbs, Gutter, Sidewalks, Roads	88,798	50,400	139,198
389	Jamison,N.School,W.North	9,351		9,351
612	Signs	12,001	3,500	15,501
901	Impact Fees	29,700	(12,000)	17,700
999	General	39,821		39,821

Capital Projects		FY22 Current Balance	FY23 Proposed Budget	FY23 Proposed Balance
Dept 60	Parks, Recreation and Culture			
120	Community Garden	296		296
191	Pool	3,912		3,912
194	Ballfields	(43,563)		(43,563)
330	Equipment	2,926		2,926
351	Emmit Gdns Tot Lot	100		100
352	Park/Rec Equipment Upgrades	(10,856)	10,856	0
360	Dog Park	2,262		2,262
395	Bandstand	(11,506)	11,506	0
500	Rainbow Lake	0		0
870	Town Match Reserve	112,397	(23,362)	89,035
875	CIP Town Reserved Funds-grant matches	0		0
900	Trail Maintenance & Promotion	1,925		1,925
999	General	782	10,000	10,782
Grand Total		881,507	172,350	1,053,857



FY2023
Business Fund
Budget




FY2023
Business Fund
Summary

Business Fund

Dept	Water	FY22 Bud	FY23 Bud	Change	% Change
40	Revenues	562,350	566,250	3,900	1%
	Expenses	711,592	739,683	28,091	4%
	Net Income	(149,242)	(173,433)	(24,191)	-16%

Dept	Sewer	FY22 Bud	FY23 Bud	Change	% Change
50	Revenues	1,028,400	1,056,900	28,500	3%
	Expenses	853,295	953,523	100,228	12%
	Net Income	175,105	103,377	(71,728)	-41%

Business Fund Total		25,863	(70,056)	(95,919)	-371%
----------------------------	--	---------------	-----------------	-----------------	--------------




FY2023
Water Fund
Budget

40 - Water

<u>Acct</u>	<u>Title</u>	<u>FY22 Budget</u>	<u>FY23 Budget</u>
4033	Special Assessment -Mtn View	4,000	3,600
4431	Utility Charge	400,000	425,000
4432	Maintenance Charges	32,000	32,500
4433	Miscellaneous Charges	8,000	8,500
4434	Late Fees	2,000	2,000
4436	Tap Fees	82,000	82,000
4500	Misc Revenue	20,200	0
4501	Interest	7,500	6,000
4502	Rents and concessions	6,650	6,650
Total Revenues		562,350	566,250
5001	Salaries Wages	230,188	251,550
5010	Overtime Wages	24,500	37,000
5101	Payroll Taxes FICA	20,667	17,019
5102	State Unemployment	1,464	1,020
5103	Worker's Compensation	5,276	4,831
5201	Employee Benefits Health/Dental/Life	49,829	49,275
5204	Employee Benefits Pension	20,628	17,871
5301	Office Supplies	700	900
5302	Computer -HW, SW, IT, supplies	12,725	9,820
5303	Postage, Shipping	1,800	1,800
5304	Communications	5,425	8,200
5306	Printing	1,300	850
5307	Dues, Mmbrshps, Lcnses, Subsc, Fees	3,000	3,000
5308	Insurance, Liab & Property	10,100	12,100
5310	Bad Debt Expense	200	200
5311	Advertising	1,000	950
5315	Admin rentals, leases	525	525
5401	Education Confs Workshops Materials	3,470	4,015
5402	Travel and Expenses	1,500	3,000
5501	Legal Fees	8,000	8,000
5502	Accounting Auditing Fees	4,600	5,000
5505	Contractual	49,373	53,040
5522	Electric	19,775	20,175
5524	Oil Propane	7,000	8,500

<u>Acct</u>	<u>Title</u>	<u>FY22 Budget</u>	<u>FY23 Budget</u>
6100	Other Expenses	2,950	3,100
6110	Operating Supplies	82,650	75,765
6150	Chemicals	32,200	34,950
6160	Vehicle Expense	6,000	6,500
6200	Repairs and Maintenance	58,400	57,600
6600	Capital Outlay	10,000	10,000
6902	Donations	4,500	4,000
7002	GO Interest	15,066	12,867
7004	State Interest	4,281	3,760
8002	Vacation Expense	12,500	12,500
	Total Expenses	<u>711,592</u>	<u>739,683</u>
	Net Fund Income	<u>(149,242)</u>	<u>(173,433)</u>



FY2023
Sewer Fund
Budget

50 - Sewer


<u>Acct</u>	<u>Title</u>	<u>FY22 Budget</u>	<u>FY23 Budget</u>
4431	Utility Charge	850,000	875,000
4433	Miscellaneous Charges	500	250
4434	Late Fees	5,000	5,250
4436	Tap Fees	80,000	80,000
4500	Misc Revenue	85,400	90,400
4501	Interest	7,500	6,000

Total Revenues

1,028,400	1,056,900
-----------	-----------

5001	Salaries Wages	242,454	266,121
5010	Overtime Wages	15,000	15,300
5101	Payroll Taxes FICA	21,091	30,691
5102	State Unemployment	1,464	2,040
5103	Worker's Compensation	5,395	9,535
5201	Employee Benefits Health/Dental/Life	54,413	77,094
5204	Employee Benefits Pension	21,090	31,603
5301	Office Supplies	600	1,425
5302	Computer -HW, SW, IT, supplies	10,330	9,875
5303	Postage, Shipping	2,500	2,500
5304	Communications	8,500	8,700
5306	Printing	450	450
5307	Dues, Mmbrshps, Lenses, Subsc, Fees	1,500	3,000
5308	Insurance, Liab & Property	10,100	12,450
5310	Bad Debt Expense	200	200
5311	Advertising	1,500	750
5315	Admin rentals, leases	525	525
5401	Education Confs Workshops Materials	3,268	4,015
5402	Travel and Expenses	1,500	3,000
5501	Legal Fees	8,000	8,000
5502	Accounting Auditing Fees	4,600	5,000
5505	Contractual	58,300	62,925
5522	Electric	86,520	85,150
5524	Oil Propane	17,300	17,300

<u>Acct</u>	<u>Title</u>	<u>FY22 Budget</u>	<u>FY23 Budget</u>
6100	Other Expenses	2,900	3,165
6110	Operating Supplies	25,450	31,150
6150	Chemicals	51,600	67,000
6160	Vehicle Expense	10,000	11,000
6200	Repairs and Maintenance	45,750	45,950
6600	Capital Outlay	3,500	3,500
6902	Donations	6,500	5,500
7008	USDA WWTP Loan Interest	115,995	113,609
8002	Vacation Expense	15,000	15,000
	Total Expenses	<u>853,295</u>	<u>953,523</u>
	Net Fund Income	<u>175,105</u>	<u>103,377</u>



FY2023
Water & Sewer
Capital Improvement
Program

**Water & Sewer
Capital Improvement Program
FY22 - FY28**

INCOME	FY22	FY23	FY24	FY25	FY26	FY27	FY28
Cash Reserves (Estimated)	4,986,508	9,348,298	10,992,693	9,881,658	9,351,858	8,821,079	8,266,956
USDA Pump Station Grant	1,500,000	833,000					
USDA Pump Station Loan	1,000,000	487,000					
State of MD Grant - water clarifier	1,183,200	81,000	81,000	81,000	81,000	81,000	81,000
Tap Fees (low est 5 per year)	1,575,430	1,575,430					
AREA Funds							
Total Income	10,245,138	12,324,728	11,073,693	9,962,658	9,432,858	8,902,079	8,347,956

DEBT SERVICE

Water Fund:							
4.2403 - MDE Mt. View (Feb. 2024)	23,236	23,236	23,235				
4.2405 - MDE South Seon (Feb. 2026)	26,574	26,574	26,574	25,573	26,573		
4.2454 - 09 GO Bonds (Aug. 2029)	56,566	56,562	56,562	56,563	56,542	56,459	56,411
Sewer Fund:							
5.2457 - USDA Bond \$5.4M (Nov. 2055)	210,260	210,260	210,260	210,260	210,260	210,260	210,260
5.2459 - USDA Loan \$257K (Dec. 2057)	8,404	8,404	8,404	8,404	8,404	8,404	8,404
5.xxxx - Future USDA Pump station 40 yr loan **est. start FY23							
Total Debt Service	325,040	325,035	325,035	300,800	301,779	275,123	275,075

TOTAL CASH AVAILABLE

Total Cash Available	9,920,098	11,999,693	10,748,658	9,661,858	9,131,079	8,626,956	8,072,881
-----------------------------	------------------	-------------------	-------------------	------------------	------------------	------------------	------------------

SYSTEM UPGRADE PROJECTS

FY22 FY23 FY24 FY25 FY26 FY27 FY28

Water System:						
Water Clarifier (Total Project \$2.3 M)	100,000	50,000	25,000			
North Seton Water Line (est. \$1.2 M)	12,500	50,000	75,000	75,000		
DePaul St. water line (est. \$1.3M)	12,500	50,000	50,000	25,000		
Water Meter replacements	25,000	25,000	25,000	25,000	25,000	25,000
Water digital upgrade	12,500					
Septic System - 8533 Hampton Valley Rd.		40,000				
Water storage tank		25,000	100,000	100,000	100,000	25,000
West Main St. waterline			30,000		50,000	50,000
Waynesboro Pike waterline					50,000	50,000
North Seton Water Line (Northgate North)						50,000

Wastewater System:

Recycle Pump	13,000					
Monitoring System	80,800					
Influent Composite Sampler	7,500					
John Deere - finish mowers, bushhog, front bucket with cab	48,000					
Creamery Road Pump Station (\$4.4 M)	160,000	647,000	500,000			
Sewer Re-Lining - Inflow & Infiltration	100,000	125,000	125,000	130,000	135,000	140,000
FY2023 Chem Scan Upgrade		20,000	42,000			

TOTAL PROJECT COSTS

	571,800	1,007,000	867,000	310,000	310,000	340,000
--	---------	-----------	---------	---------	---------	---------

SURPLUS/DEFICIT

	9,348,298	10,992,693	9,881,658	9,351,858	8,821,079	8,266,956	7,732,881
--	-----------	------------	-----------	-----------	-----------	-----------	-----------

FUTURE PROJECTS SCHEDULE

Creamery Road Pump Station - in progress (design phase)
Water Clarifier - in progress (design phase)
North Seton Waterline - in progress (PER completed); submit for MDE funding est. completion 04/2025
DePaul St Waterline - in progress (PER completed); submit for MDE funding est. completion 04/25
Water Storage Tank - recommended as part of the PER completed for the waterline work (2025/2026)
Emmit Gardens Water Plant - dependent on growth (2028)
Waynesboro Pike Waterline - (2027/2028)
West Main St. waterline from Frailley to TimberMill RunRd. - (2026/2027)
North Seton Ave waterline NorthGate out to Rte.15 - (2028-2029)

FUNDING

Water Clarifier - \$1M State of Maryland Capital Grant; \$1.57M ARPA funds
Pump Station - \$1.987M USDA Loan; \$833,000 USDA Grant; \$30,000 USDA grant; Town \$807,000; \$1 M ARPA fund
North Seton Waterline - MDE funding requested; USDA
DePaul St. Waterline - MDE funding requested; CDBG funding will be requested approx. \$800,000; USDA funding if necessary
Water Storage Tank - MDE/USDA funding will be requested; other funding sources will be researched

Town of Emmitsburg Growth Projections

	Fiscal Year	Development	Taps	Total Fees	Comments
Buildable Lots	2021-2023	Southgate	6	\$104,000	five remaining as of 02/28/22
	2021-2023	Brookfield	38	\$661,200 \$765,200	five remaining as of 02/28/22
Future Buildable Lots	2023-2024	Brookfield	10	\$174,000	pending approval of text amendment in April 2022 possible development by DeMitt possible development by DeMitt
		Emmit Ridge 2	49	\$852,600	
		Warthens Court	5	\$81,000 \$1,107,600	
Potential Future Buildable Lots		McNair	63	\$1,096,200	annexation, developer, no interest as of yet annexation, developer, for sale but no buyer
		Fraley Property	175	\$3,045,000	
Future Commerical Lots	2023	Federal Stone			industrial pool coping company
	2028	W.F. Delauter			industrial large office building
		Trout property			